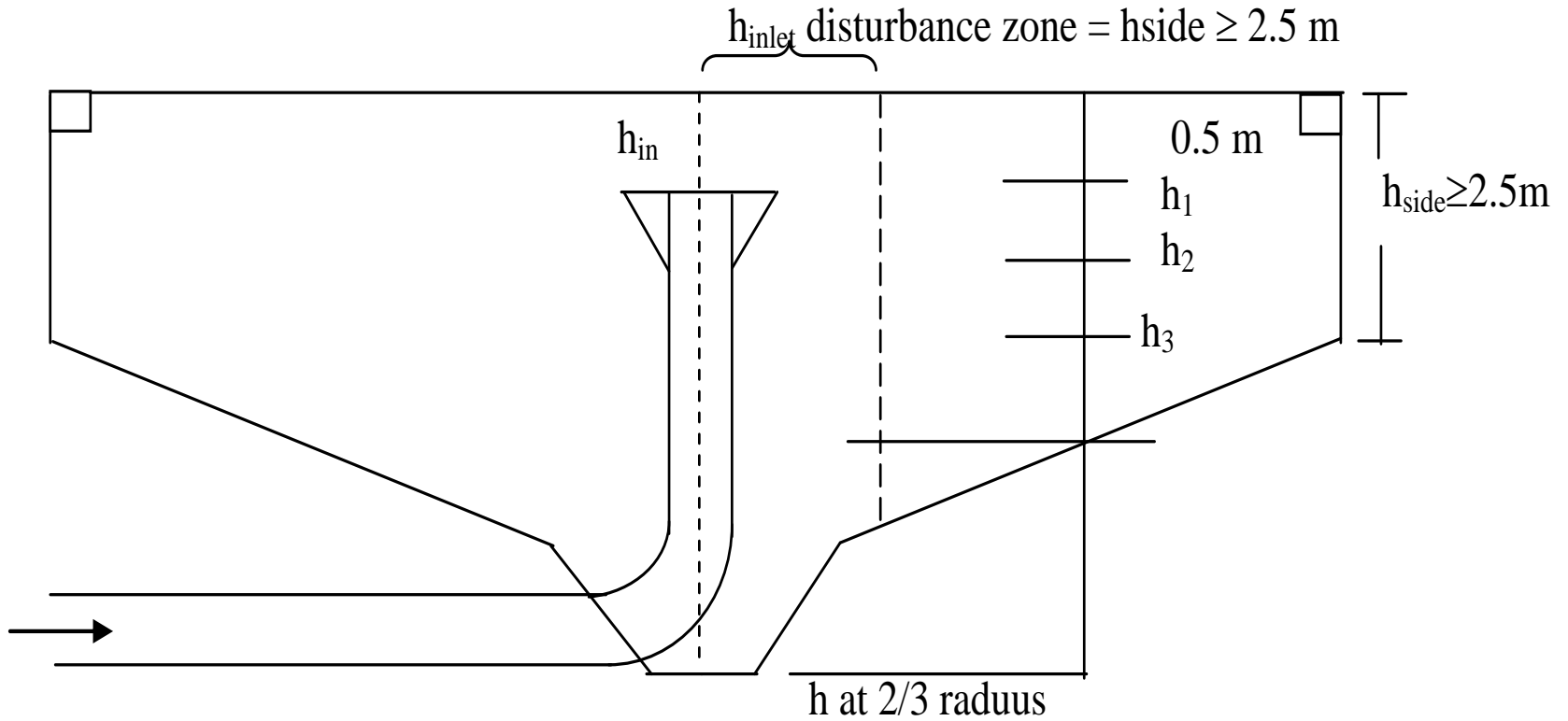


# ATV- Design of Final Clarifiers

A. Saatçı

# Design of FCs in ATV – 131



# Final Clarifier Inlet Pipe- Çerkezköy STP



# Final Clarifier Effluent Collection Weirs (P.Köy STP)



# DESIGN OF FINAL CLARIFIERS IN ATV – 131

## DESIGN OF FINAL CLARIFIERS IN ATV – 131

FC design is based on  $R = 0.75$  and  $Q_{wwf}$ .

$$\text{Diluted Sludge Volume} = \text{DSV} = X \cdot \text{SVI} = \frac{X \cdot 10^3 \cdot \sqrt[3]{t_{Th}}}{X_R}$$

in which  $t_{Th}$  = Thickening time

$$\text{SVI} = \frac{10^3 \cdot (t_{Th})^{1/3}}{X_R} [=] \frac{\text{ml solids}}{1 \text{ gr of solids}}$$

Assume  $1 \text{ m}^3$  of volume in FC over the sludge accumulation zone.

$$\text{DSV} = 1 \text{ m}^3 \cdot X \cdot \text{SVI} = \frac{\text{ml sludge}}{\text{m}^3 \text{ mixed liquor}} = \text{ml of sludge vol in } 1 \text{ m}^3 \text{ of FC liquid over}$$

sludge collect. zone.

$$\Omega = \text{Sludge vol conc} [=] \frac{ml}{ml} = \frac{DSV}{1000} = \frac{X}{X_R} \sqrt[3]{t_{TH}}$$

$$q_{SV} = \text{Sludge Volume – Surface Loading} = q_A \cdot DSV$$

$$q_{SV} = \frac{Q \cdot DSV}{A \text{ of clarifier}} [=] \frac{m^3 \text{ of sludge volume} / h}{m^2 \text{ surface area of FC}}$$

Depths (h) are measured at 2/3 of radius from center.

$h_1 = \text{clean water zone} = 0.5$

$$h_2 = \text{separation zone} = 0.5 \frac{Q}{A} \cdot \frac{(1+R)}{(1-DSV/1000)}$$

$Q$  in  $\text{m}^3/\text{h}$ ,  $t_R = 0.5\text{h}$

$$Ah_2(1-DSV/1000) = \text{Vol of liq in zone 2} - \text{vol of solids in zone 2}$$

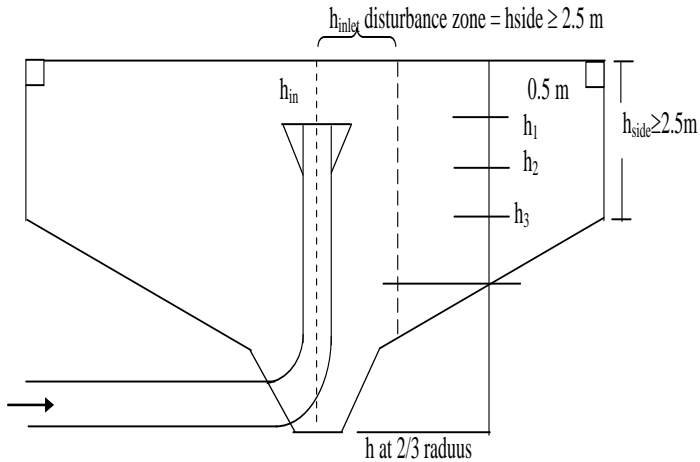
$$h_2 = 0.5 \left( \frac{Q + Q_R}{A} \right) \frac{1}{(1-DSV/1000)} = 0.5 \frac{Q + Q_R}{A(1-\Omega)}$$

$h_3 = \text{Storage zone} = \text{volume to store additional volume of sludge: } (0.3X \cdot \text{SVI}) \text{ with a concentration value of } 500 \text{ L/m}^3 \text{ expelled in } 1.5 \text{ h from aeration tank.}$

$$h_3 = \frac{(1.5)(0.3)}{500} q_{SV} (1+R) = 0.9 \left( \frac{Q + Q_{RA}}{A} \right) \frac{DSV}{1000} = 0.9 \left( \frac{Q + Q_{RA}}{A} \right) \Omega$$


$h_4 = \text{Thickening and sludge removal zone}$

$$h_4 = \frac{X \cdot q_A \cdot (1+R)t_{Th}}{X_R} = \frac{X}{X_R} \left( \frac{Q + Q_R}{A} \right) t_{Th}$$



# Final Clarifier Inlet (P. Köy STP)

Design of FCs in ATV - 131



Detention time should be  $\geq 1$  min  
distance zone  $\geq 2.5$  m

Should be within  $h_2$  &  $h_3$

Should be just above  $h_4$

$h$  at  $2/3$  radius



## Interior Ripon WWTF Clarifier Picture

